


## Shakespeare's Birthplace Pop-Up Card



### How to make your pop-up card

- Start by colouring in the Birthplace and Shakespeare. What do you think he is saying in his speech bubble?
- Cut out the pop-up piece following the black line.
- Fold the piece in the middle along the dotted line. Then fold along the dotted lines at the bottom to create the tabs.
- Now have fun drawing Shakespeare's portrait and colouring and decorating the front and inside of your card. Who will your card be for?
- Then fold the card down the middle.
- Finally glue the tabs at the bottom of the pop-up piece onto the base of your card where shown.




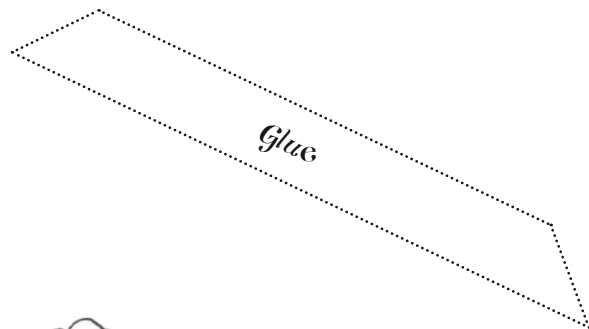
WALKER  
BOOKS

[www.walker.co.uk](http://www.walker.co.uk)

**SHAKESPEARE  
WEEK**

Join the national celebration

What a  
great portrait of  
Shakespeare!



Dear:

*Greetings from  
Shakespeare's Birthplace*

From: